



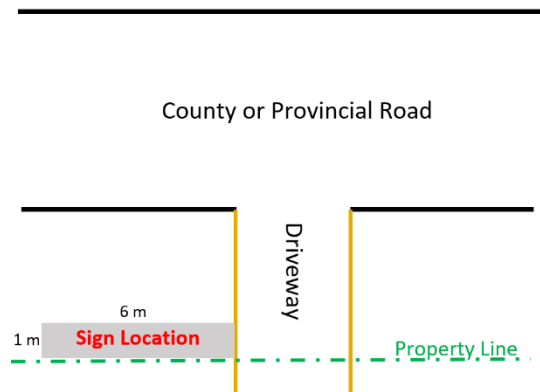
FOOTHILLS COUNTY

309 Macleod Trail, Box 5605
 High River, Alberta T1V 1M7
 Tel: 403-652-2341 Fax: 403-652-7880
www.foothillscountyab.ca

DRIVEWAY SIGN LOCATION AND SPECIFICATION

Emergency vehicles rely on 911 address signs for fast efficient routing during an emergency.

Your address has been assigned to the point at which the approach that leads to your residence joins the municipal or provincial road. Therefore, address signs must be installed as close to the approach and the property line as practical for your home or business operation. We ask that the sign be facing the road, clearly visible and not an obstruction for road grading, snow plowing, or mowing. Signs can be mounted on entrance gates or fences if available or on a light gauge steel u-flange post. The ideal height is 4.5 to 5 feet from the ground to the top of the sign making it approximately eye level for traffic. The diagram above shows the preferred sign location: within 6 meters of the driveway, within 1 meter of the property line, on the left side of the driveway as you exit your property.

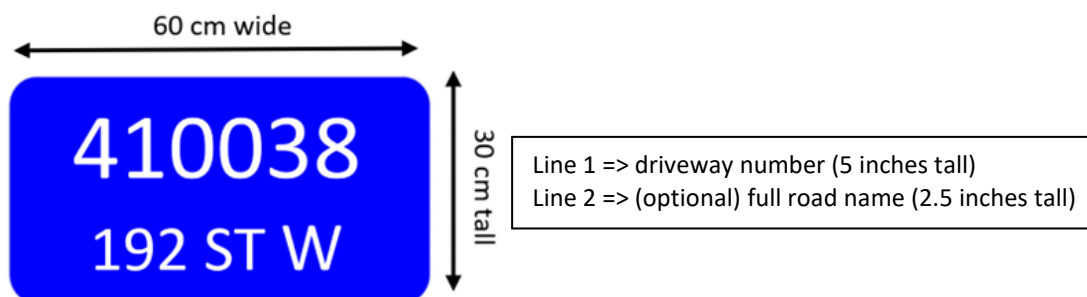


The address sign should be 60 x 30 cm in dimensions with minimum 080 aluminum that is engineered-grade reflective surface. It should have a white reflective letter on a medium blue background, pre-drilled 3/8-inch holes on 2 or 4 sides for installation with a 1.5-inch corners; and no borders.

Signs can be ordered from:

Name	Location	Phone Number
Moose Mountain General Store	Bragg Creek	403-949-3147
Alberta Traffic Supply	Calgary	403-248-3241
Schultz Signs	High River	403-652-7815
Foothills Signs	High River	403-652-1010
Spy Design	Okotoks	403-938-2678
Signs 'N' Such	Diamond Valley	403-519-8575
Outlier Sign Company Inc	Cayley	403-990-4895

INDIVIDUAL ADDRESS SIGN





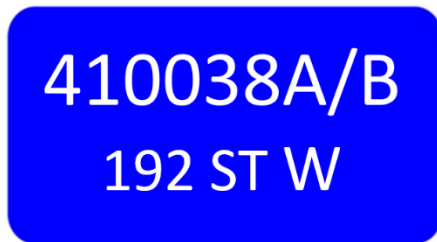
FOOTHILLS COUNTY

309 Macleod Trail, Box 5605
High River, Alberta T1V 1M7
Tel: 403-652-2341 Fax: 403-652-7880
www.foothillscountyab.ca

SECONDARY SUITES:

Format of driveway sign for property with a secondary suite in the primary dwelling:

Signage at approach



(note the A/B)
Line 1 => Driveway Number (4-5 inches tall)
Line 2 => Full Road Name (2-2.5 inches tall)
Only applies to Rural Areas.

House number and

letter (A or B) must also be visible at the entrance to the primary dwelling and individual suite respectively, with a minimum size of 4 inches.

SHARED DRIVEWAYS:

Format for driveway sign for shared driveways, or properties with Temporary dwellings, a second residence or a detached secondary suite:

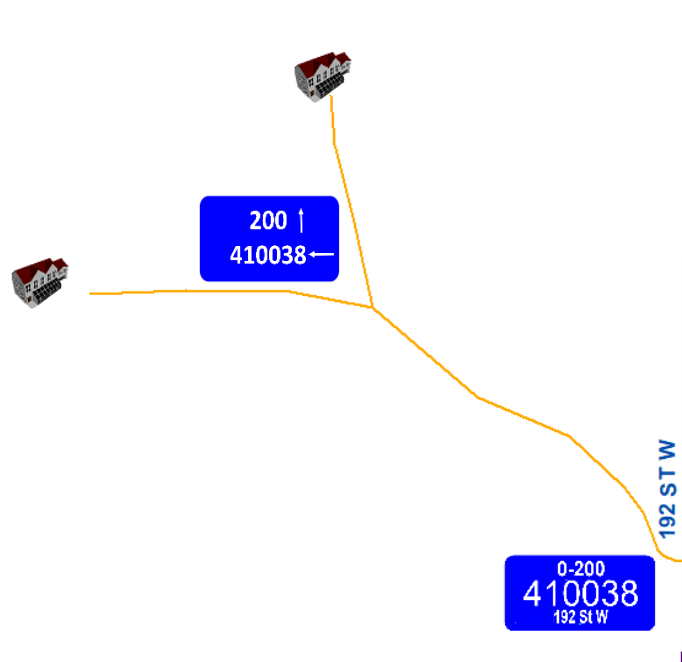
Signage at approach



Line => 1- 2" Suite number range
Line => 2- 4" House number
Line => 3- 2" Road name

Further up the driveway direction must be provided to individual structures:

Signage at Split



On a property this would look like: